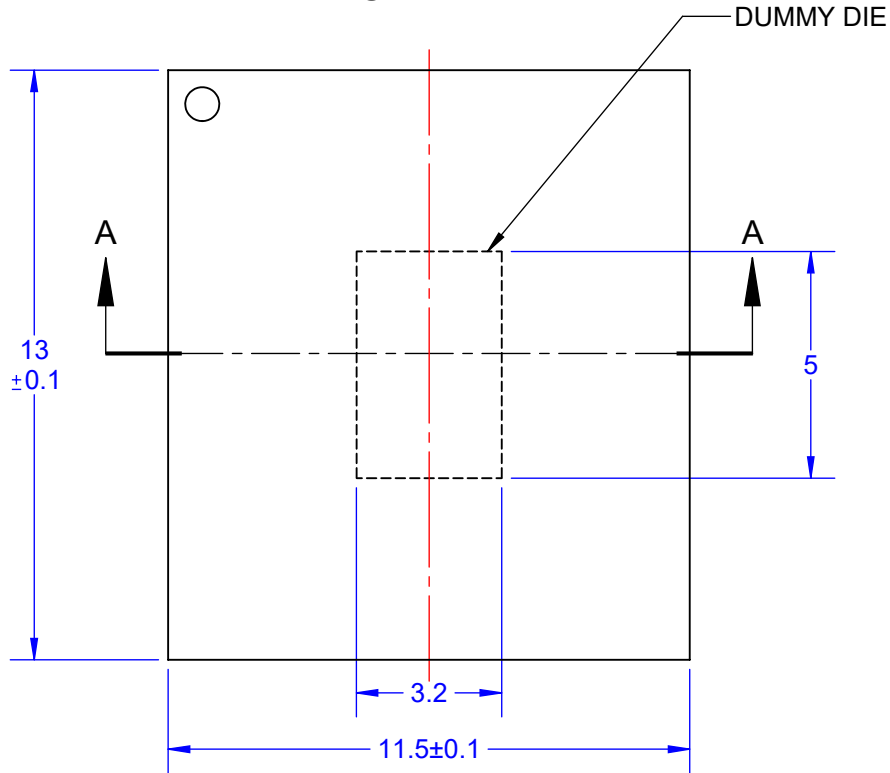
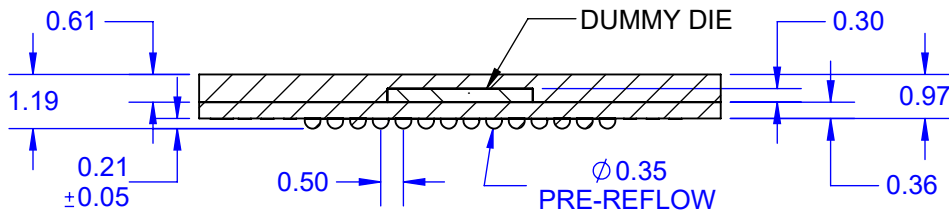
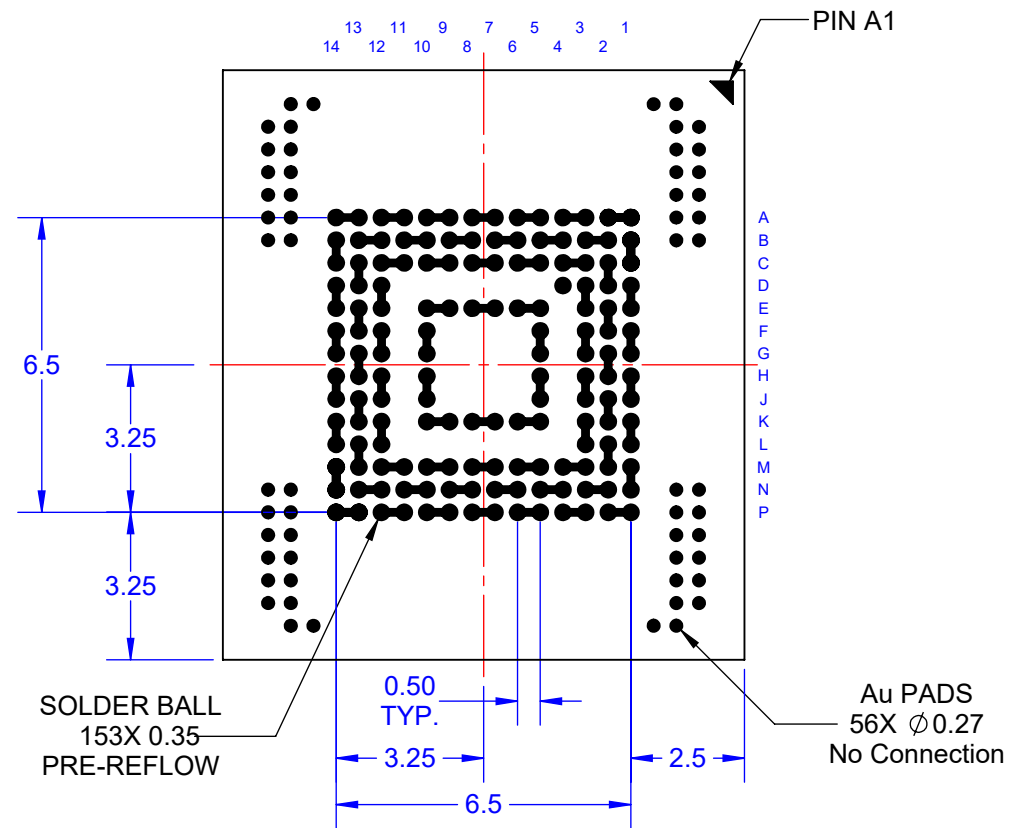


### TOP VIEW



### BALL VIEW



SECTION A-A  
SCALE 6 : 1

Notes: (Unless Otherwise Specified).

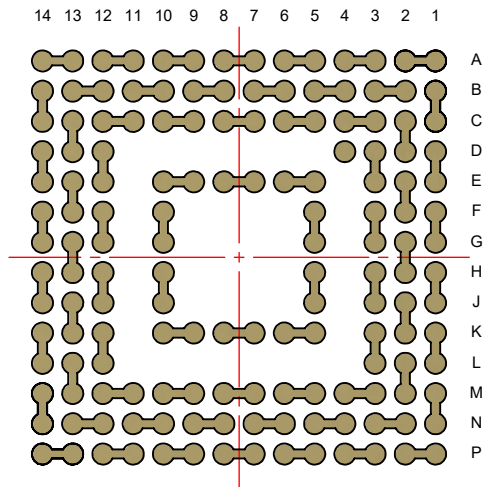
- 1) ALL DIMENSIONS ARE IN MM.
- 2) SOLDER BALL ALLOY: SEE PART NUMBER TABLE.
- 3) BALL DIAMETER (BEFORE REFLOW): 0.35mm.
- 4) SOLDER MASK DEFINED PAD OPENING: 0.33mm (13 MIL).
- 5) PAD Cu DIAMETER: 0.35mm (13.7 MIL).
- 6) SUBSTRATE MATERIAL: BT (ALTERNATE FR4).
- 7) DUMMY DIE IS OPTIONAL.
- 8) DAISY CHAIN ATTERN (SEE PAGE 2).
- 9) MSL-3 RECOMMENDED BAKING 24 HOURS @ 125°C TO REMOVE MOISTURE PRIOR TO SOLDERING TO PC BOARD.

#### PART NUMBER TABLE

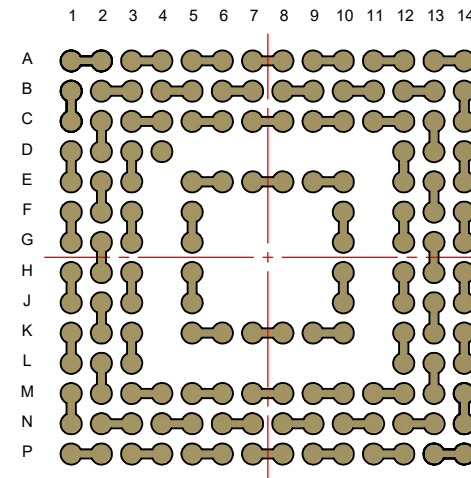
PART NUMBER	BALL ALLOY	BALL CODE	RoHS	Si DIE
BGA153T.5C-DC141D	Sn96.5/Ag3.0/Cu0.5	SAC305	YES	YES
BGA153T.5-DC141D	Sn63/Pb37	Sn63	NO	YES

APPROVALS	DATE				
DRAWN T.Au	6/13/2021				
ENG M. Hart	6/13/2021	TITLE BGA153T.5-DC141D DAISY CHAIN			
MFG		SCALE 6:1	SIZE A	DRAWING NO. 551413	REV A
QA					
CUST		DO NOT SCALE DRAWING			SHEET 1 OF 3
REVISED					

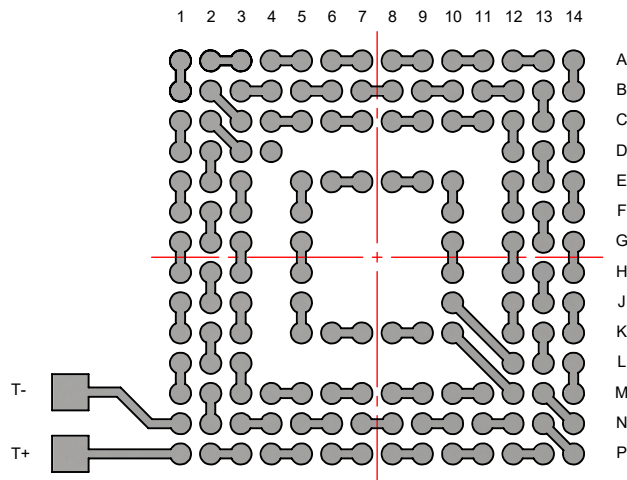
## BALL VIEW



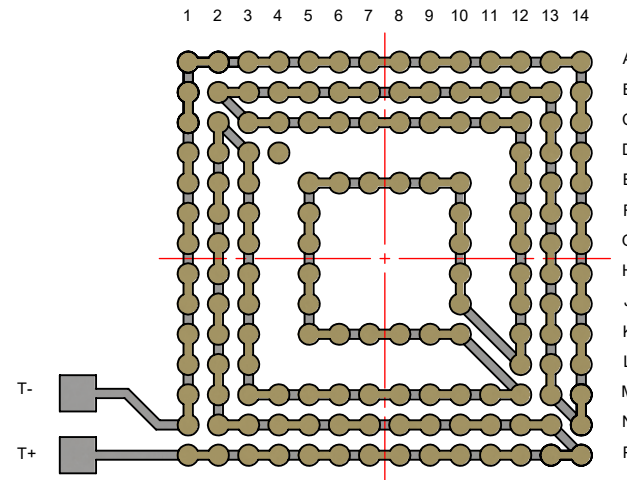
## BOTTOM SIDE (TOP X-RAY VIEW)



## TEST VEHICLE BOARD



## AFTER MOUNTING



### Notes:



- 1) PCB BOARD DIMENSIONS ARE PRESENTED ONLY AS A GUIDELINE.  
DESIGNERS SHOULD USE THEIR OWN EXPERIENCE WHEN DESIGNING PCB.
- 2) PCB Cu BALL PAD DIAMETER 0.35mm (13.7 MIL).
- 3) PCB DAISY CHAIN TRACING LINE WIDTH 0.152mm (6 MIL).
- 4) SMD (SOLDER MASK DEFINED) PAD OPENING 0.33mm (13 MIL).

**TopLine®**

TITLE				BGA153T.5-DC141D DAISY CHAIN			
SCALE	SIZE	DRAWING NO.		REV			
8:1	A	551413		A			
DO NOT SCALE DRAWING						SHEET 2 OF 3	

# MODEL

TOP



BOTTOM

**TopLine**<sup>®</sup>

TITLE BGA153T.5-DC141D  
DAISY CHAIN

SCALE 8:1	SIZE A	DRAWING NO. 551413	REV A
--------------	-----------	-----------------------	----------

DO NOT SCALE DRAWING

SHEET 3 OF 3